

# VISIPEDIA

A VISUAL ENCYCLOPEDIA FOR THE WORKPLACE

Key Questions of Today  
Answered through Visual Variations

MARTIN J. EPPLER

ISBN Nr. 978-3-9525612-3-2se  
E-book ISBN Nr. 978-3-9525612-4-9

This work is subject to copyright. All rights are reserved by Martin Eppler in whole or part, including translation, reprinting, reuse of illustrations, recitation, broadcasting, or transmission in any other physical way, especially information storage and retrieval, electronic adaptation, computer software, or by similar methodology. Exempted from this legal reservation are brief excerpts in connection with reviews or scholarly analysis. Duplication of this publication or parts thereof is permitted only under the provisions of the copyright law of Switzerland, in its current version, and permission for use must be obtained from Martin Eppler. While the advice and information in this book are believed to be true and accurate, the author cannot accept legal responsibility for any errors or omissions that may be made.

[www.visualvariation.com](http://www.visualvariation.com)

Publisher: MCM Institute of the University of St. Gallen, St. Gallen, Switzerland  
Blumenbergplatz 9, 9000 CH-St. Gallen Switzerland

By the same author:  
An Introduction to Visual Variation  
Debias by Design  
Life Design  
Life Design Action Book  
How to talk about Data  
Management Atlas  
Sketching at Work  
Dynagrams  
Meet up!  
Creability  
Managing Information Quality

# TABLE OF CONTENTS

Introduction	10
<b>Section 1 - PERSONAL QUESTIONS</b>	14
How do you best learn?	16
How do you reason?	18
How can you use synergies?	22
How can you have better ideas?	24
How can we understand ourselves and others better?	26
How can you let go?	28
How can you use paradoxes?	30
How can you make learning a habit?	32
What makes you a strategic thinker?	34
How can you dream more deliberately?	36
How can you get going?	38
How can you boost your productivity?	40
What is a career?	42
How do you react to setbacks?	44
What is critical thinking?	46
What are limiting beliefs?	48

What will be your biggest regret?	50
Are you biased?	52
Should you trust your intuition?	54
How do you become powerful?	56
How do you deepen your understanding?	58
How do you reframe a problem?	60
How do you unlearn?	62
How do you review your work?	64
How do you achieve personal mastery?	68
<b>Section 2 - INTERPERSONAL QUESTIONS</b>	70
How to ask better questions?	72
What is trust?	74
How should you negotiate?	76
What's a great duo?	78
What is love?	80
How do you persuade?	82
How do you motivate others (and yourself)?	84
How do you give fair feedback?	86
How can you explain something well?	88
What is effective facilitation?	90

What's funny?	92
Why does communication fail?	94
Can you avoid talk traps?	96
How do you structure a presentation?	98
How can you delegate well?	100
How do you disagree with data?	102
How do you pitch proposals?	104
How do you get attention?	106
How do you give constructive feedback?	108
How do you network?	110
How do you make your content learner-friendly?	112
What types of mentoring are there?	116
What can we learn from dancing for work?	118
How do you work across cultures?	120
<b>Section 3 - INSTITUTIONAL QUESTIONS</b>	124
How should you lead people?	126
What's a great meeting?	128
What are great projects?	130
How can you resolve conflicts?	132

Why do strategies fail?	134
How to manage risks?	136
How can you sell better?	138
How do business plans evolve?	140
How to coordinate work?	144
How do you manage trade-offs?	146
How do you deal with bottlenecks?	148
What are monsters you meet at work?	150
How do you make inclusion a reality?	152
How can you invest your money?	154
How does change unfold?	156
What's an entrepreneur?	158
How to learn from projects?	160
<b>Section 4 - TECHNOLOGICAL AND</b>	162
<b>SOCIETAL QUESTIONS</b>	163
What's iteration?	164
What is abstraction?	166
What is blockchain?	170
What is quantum computing?	172
How do technologies evolve?	174

What is pragmatism?	176
What is cybersecurity?	180
What is sustainability?	184
Do you recognize fake news?	186
What is the VUCA era?	188
What is a circular economy?	190
What is earth (for)?	192
What's a great story?	194
What Biases are there in Artificial Intelligence?	196
<b>Appendix: A short primer on the five visual variation patterns</b>	<b>198</b>





# INTRODUCTION

Insight is a wonderful thing. There's nothing like that aha-feeling when you're confronted with a complex topic – and then suddenly get it. This book is your ahavenue, a visual rollercoaster ride to current business, technology, (self) leadership, and psychology insights.

What makes this mini encyclopedia of short answers different from existing ones is that it uses a systematic visual approach for clear explanations of complex topics.

This approach is called Visual Variation and can be used by anyone, regardless of your drawing or design abilities. It emphasizes the expansive nature of knowledge and stimulates viewers to go beyond the presented answers and iterate the presented image further. In this way, it encourages readers to apply the gained knowledge to their own situation and thus continue the variation with one's own insights.

This Visipedia (visual mini encyclopedia) covers sixty pertinent questions that most professionals need to address in their work or life. They are structured into four sections:

- I. Personal questions that can guide your reflection on your own learning style, your career, your creativity, or your life in general.

- II. Interpersonal questions that address issues when interacting with others, including trusting, communicating, leading, motivating, or delegating.

- III. Institutional questions that regard organizational issues, such as co-ordination

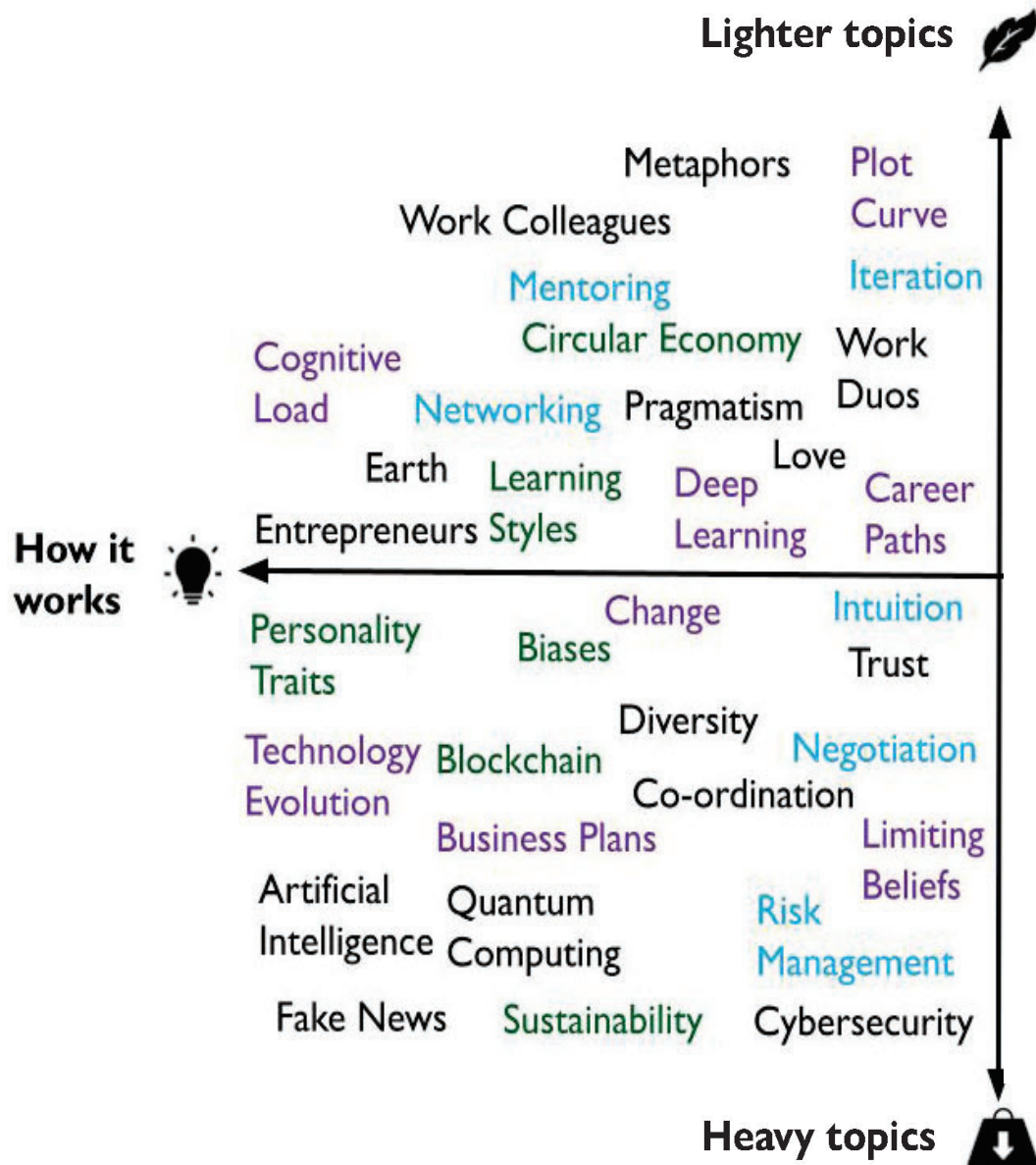
mechanisms, risk management approaches, sales approaches, or conflict resolution mechanisms.

IV. Technological and societal questions that concern new developments like quantum computing, cybersecurity, blockchain or the vision of a circular economy.

Remember that the answers given are mere invitations for you to go beyond them and reflect on your own experiences and insights. In this vein, each entry concludes with a stimulating question that you can use for reflection. Ideally you can add our visual iterations to the presented ones and thus enrich the visipedia entry with your own experience or insight. So, when it comes to complex questions don't worry, vary!

**Happy discovery and reflection!**

# Map Of Contents





SECTION 1

**PERSONAL  
QUESTIONS**



# HOW DO YOU BEST LEARN?

Do you know your own learning and thinking style?

The image to the right shows four typical cognitive styles (based on Kolb and Honey & Mumford) in a memorable way to help us learn better and to tune messages to our target audience. So ask yourself:


1. Do you learn best by trial & error and sometimes rush into things? Then you may be an Activist. Experiences are your way to learn.
2. Do you tend to overthink issues and fall into paralysis by analysis? Do you usually consider risks and other perspectives first? Then you may be a Reflector. Reading is probably your favorite way to learn.
3. Are you very systematic, evidence-based, or keen to learn and work with frameworks? Then you may be a Theorist.
4. Is your curiosity mainly driven by how useful something is for the problems you face? Are you at times reluctant to try out new things and prefer to re-use old solutions? Then you may be a Pragmatist.

So know your own learning preferences (and use them to learn more effectively) and surround yourself with people who can complement and expand your own thinking style.

**Under which conditions are you the most effective at learning, and how can you create them?**



### Four Learning Styles



# HOW DO YOU REASON?

Do you know your favorite way of reasoning, and should you change it?

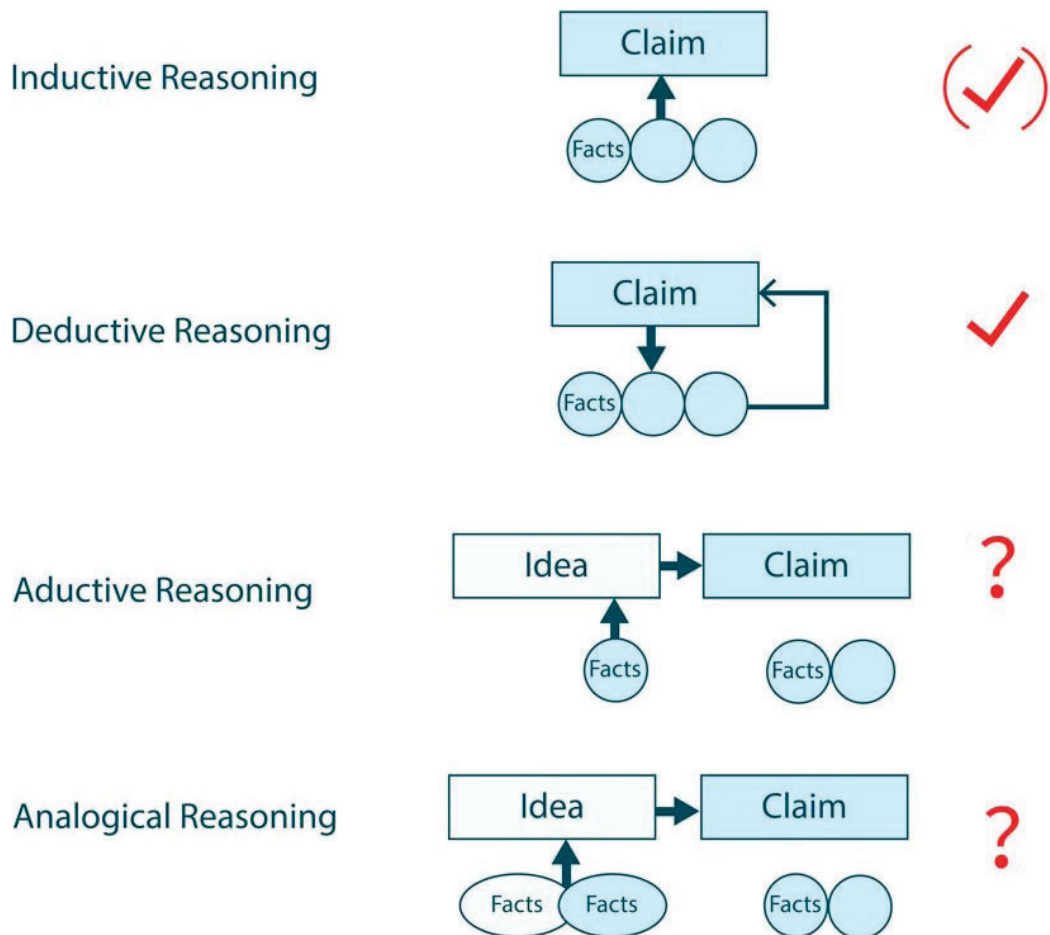
Here are four fundamentally different ways of thinking and illustrated with start-up examples. Which one do you rely on the most?

1. Induction: Our natural way to come up with insights is to use our experience. Example: We see many start-ups fail because their customer base doesn't grow quickly enough, hence we infer that scalability must be a key trait of successful start-ups. Induction is prone to error though, as we tend to overgeneralize.
2. Deduction: A more rigorous way is to setup a claim as a hypothesis and then search for evidence that contradicts or confirms this view. Example: I posit that all successful (=next funding round) B2C start-ups from the last two years have grown their customer base by at least 10 percent each quarter.
3. Abduction: Relying more on our creative intuition and on serendipitous observations allows us to come up with new (unvalidated) claims. Example: It would be neat if there was a start-up growth formula that would tell you on which potential customers to focus at what stage.
4. Analogy: Comparing seemingly unrelated phenomena and applying traits from one to the other allows us to generate new claims. Example: A startup should act like a rebel army trying to conquer a palace: create alliances, infiltrate the palace, and then attack it from all sides.

While other forms of thinking may be more creative, deductive reasoning is the only one that can give us relative certainty that our claim has merit.

What's your favorite mode of reasoning?

### Types of Reasoning



# HOW CAN YOU USE SYNERGIES?

What are synergies and can they enable you to achieve more with less?

A synergy is the net positive effect of cleverly combining previously separate things, such as activities, goals, organizations, resources, people, or technologies. Think  $1+1>2$  or recall the idiom „killing two birds with one stone“ (friendlier: free two birds with one key).

There are at least five types of synergies that anyone can use to be more productive, impactful and effective at work; the first three can be used on your own, while the last two require cooperating with others.

1. Leveraging one thing for another (e.g., using clients as investors).
2. Aligning one thing so that it now also supports others (like using your commute for learning or for fitness) .
3. Consolidating one thing into another to save time and effort (e.g., integrating training elements into meetings).
4. Pooling a resource for multiple people, activities, or goals (try pooling contacts, lessons learned, or books with friends).
5. Combining things or people so that respective weaknesses cancel out or strengths align (i.e., an entrepreneur teaming up with a designer).

On the next page, these five types of synergies are shown as visually.

To reap these synergies in your own work, ask yourself these questions regularly:

1. Leverage: What could I reuse so that it helps me with another thing? What goal of mine can support another one?
2. Alignment: How can I modify something so that it supports other things as well? How can I tweak an activity so that my other goals also benefit from it?

3. Consolidation: What could I stop doing by integrating it into something else?
4. Resource Pool: With whom can I share a resource to make better use of it?
5. Complementarity: With whom can I partner up so that their strength will compensate for my weakness and vice versa?

You can also combine these synergies: think of carpooling with a language buddy (alignment + pooling + complementarity).

**Are you giving synergies a chance at work and in your life?**

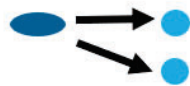
## Five Types of Synergies

Leveraging



Use A for B.

Aligning



Tweak A so that it helps B and C.

Consolidating



Integrate A into B.

Pooling



Use a resource for both A and B.

Complementing



Combine A and B to eliminate weak points.

# HOW CAN YOU HAVE BETTER IDEAS?

You will have heard the expression “thinking outside the box.”

Taking this saying as a starting point for a visual variation, we can mutate this notion and not just think outside the box but also explore the box (work with existing solutions), exploit it (work with your existing resources), shake it up (question our assumptions about the problem), reframe it (use your tools in a different way to solve it), take it to another



















place (to get inspiration), combine it with other boxes (learn from other contexts), think in new boxes (radically different solutions on another level), put the box (= constraint) in another box (= additional constraints), or give chance a chance by ‘shuffling’ it.

This image not only gives you ten different strategies for creative problem solving; it is in itself a generative mechanism to come up with other ways to solve a problem. It invites you to develop other ways to think outside the box or ‘unbox’ ideas further.

**How would you visualize YOUR way to unbox ideas?**



## Unboxing your Thinking

Think way out of the box.		Loosen the constraints of your current situation → How would you solve the problem if money, time or talent were no issue?	
Explore the box.		Look for solution elements already present in your situation. →	
Exploit the box.		Write down as many ideas as you can to solve the problem-even if not completely. →	
Torture the box.		Question and shatter your assumption about the problem. →	
Reframe the box.		See your context radically differently. Solve another problem to solve your problem. →	
Take the box elsewhere.		Think about the problem in a different place mood, activity and mindsets. →	
Combine boxes.		Combine solution elements from different domains. →	
Think in new boxes.		Adopt novel perspectives, helpers, approaches, or levels for the problem. →	
Put the box in a box.		Increase the constraints for your solution (how to solve it in one day). →	

# HOW CAN WE UNDERSTAND OURSELVES AND OTHERS BETTER?

Your dominant personality traits are a bit like your favorite shirts: you don't wear them all the time, but you prefer them and when unsure you'll put on one of those.

The most reliable, concise and influential classification of personality traits is the so-called OCEAN approach also known as the Big Five. The variation above gives a graphic summary of these five personality aspects with the help of a shirt mutation.

So ask yourself:

1. Are you a very open person or rather reserved and conservative?
2. Are you disciplined and consistent or more chaotic?
3. Do you like to be the center of attention or are you a bit shy?
4. Is it easy to get along with you or are you stubborn?
5. Do you dwell on negative emotions or are you an optimist?

Of course, these five traits cannot fully describe us. They are, nonetheless, great differentiators among people and useful predictors for various personality-related topics.

**So how would you design a t-shirt that reflects YOUR personality?**

## The Big Five Personality Traits



Open: being curious and adventurous



Disciplined (conscientious): being responsible and consistent



Extroverted: being outgoing and enjoying company



Nice (agreeableness): being cooperative and friendly to others



Neurotic: dwelling on negative emotions